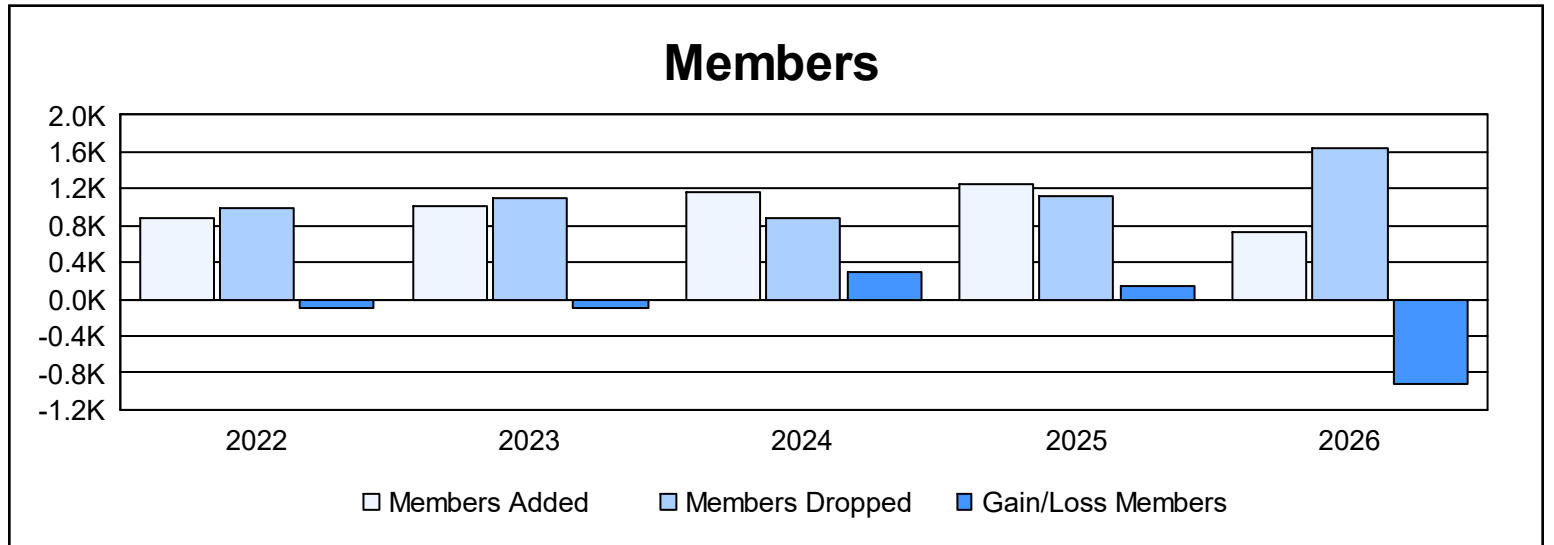
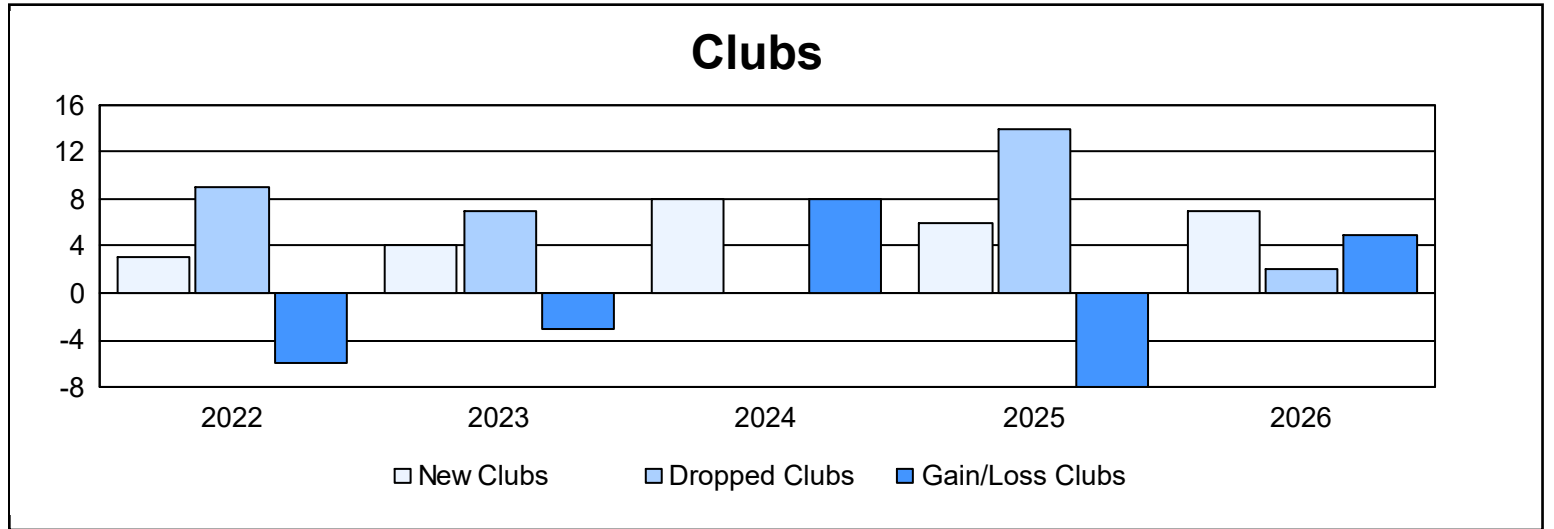
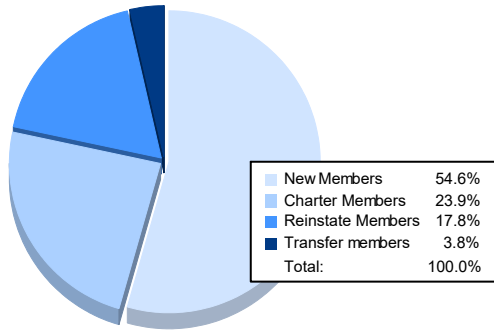


Year	New Clubs	Dropped Clubs	Gain/ Loss Clubs	New Members	Charter Members	Reinstate Members	Transfer Members	Total Member Added	Total Members Dropped	Gain/ Loss Members
2021-2022	3	9	-6	746	100	35	10	891	995	-104
2022-2023	4	7	-3	799	185	17	11	1,012	1,099	-87
2023-2024	8	0	8	838	235	54	30	1,157	872	285
2024-2025	6	14	-8	1,031	162	46	15	1,254	1,115	139
2025-2026	7	2	5	393	172	128	27	720	1,635	-915
Average	6	6	-1	761	171	56	19	1,007	1,143	-136



Membership Composition March 2026 Cumulative



Gender Composition March 2026 Cumulative

